






What Is Science? (3-5 Version) Activity for Kids

Egg Drop Challenge DIY

 Duration: **30-60 min**  Difficulty: **Easy**  Cost: **\$0 to \$5**

Design, build, and test an egg protection device. Conduct an experiment testing your designs!

Material List

- 5** Uncooked eggs
- 1** Handful of straws
- 1** Roll of tape
- 1** Pair of scissors
- 1** Large painter's tarp
- 1** Bin of balloons, styrofoam, and other protection materials optional

Instructions

- 1** Make a triangle out of a straw and tape it together.
- 2** Repeat this two more times.
- 3** Tape all 3 triangles together around the egg to make a pyramid shape.
- 4** Decide how else to cushion the egg - for example: using more straws
- 5** Spread the painter's tarp on the floor.
- 6** Hold your egg high above your head and drop it on the painter's tarp.
- 7** Did it work? If not try a different design.
- 8** Be creative, test your own designs and materials (styrofoam, balloons, etc)

How It Works

Science and engineering are all about testing, revising, and trying again. The design gets better and better each time. Engineers and scientists do this process for many things, like designing cars to protect people in a crash.